




Low Speed, High Torque Motors

J Series, H Series, S Series, 500, 2000, 4000, 6000, 10,000

Interchangeable with:

- Charlynn
- White
- Ross
- Parker
- TRW
- Danfoss



FluidDyne 129 - J SERIES

J SERIES

			FluidDyne 129 - "J" SERIES				
			DISPLACEMENT cm ³ /r (in ³ /r)				
FluidDyne			8.0 cm ³ 8.2 (0.50)	12 cm ³ 12.9 (0.79)	20 cm ³ 19.9 (1.21)	32 cm ³ 31.6 (1.93)	50 cm ³ 50.3 (3.07)
Char-Lynn Reference			8.2 cm ³ (0.50)	12.9 cm ³ (0.79)	19.8 cm ³ (1.21)	31.6 cm ³ (1.93)	50 cm ³ (3.0)
MOUNTING	SHAFTS	PORTS					
1/4-28 UNF 2B 3-BOLT VS 5-BOLT CHAR-LYNN	5/8" STRAIGHT KEY	9/16-18 O-RING END PORTED	WF1290001	WF1290002	WF1290003	WF1290004	WF1290458
	11/16" STRAIGHT KEY		WF1290295	WF1290296	WF1290297	WF1290298	WF1290459
	9T- METRIC SPLINE 16.5MM		WF1290299	WF1290300	WF1290301	WF1290302	WF1290460
	5/8" STRAIGHT KEY	9/16-18 O-RING SIDE PORTED	WF1290339	WF1290018	WF1290019	WF1290020	WF1290470
	11/16" STRAIGHT KEY		WF1290343	WF1290344	WF1290345	WF1290346	WF1290471
	9T- METRIC SPLINE		WF1290347	WF1290348	WF1290349	WF1290350	WF1290472
M6 X 1 - 6H 3-BOLT VS 5-BOLT CHAR-LYNN	16MM STRAIGHT KEY	G3/8 (BSP) END PORTED	WF1290327	WF1290328	WF1290329	WF1290330	WF1290467
	18 MM STRAIGHT KEY		WF1290331	WF1290332	WF1290333	WF1290334	WF1290468
	9T- METRIC SPLINE		WF1290335	WF1290336	WF1290337	WF1290338	WF1290469
	16MM STRAIGHT KEY	G3/8 (BSP) SIDE PORTED	WF1290371	WF1290372	WF1290373	WF1290374	WF1290403
	18 MM STRAIGHT KEY		WF1290375	WF1290376	WF1290377	WF1290378	WF1290478
	9T- METRIC SPLINE		WF1290379	WF1290380	WF1290381	WF1290382	WF1290479
2-BOLT (63MM PILOT) 2X0.35" DIA. HOLES	5/8" STRAIGHT KEY	9/16"-18 O-RING END PORTED	WF1290097	WF1290098	WF1290099	WF1290100	—
		9/16"-18 O-RING SIDE PORTED	—	WF1290513	WF1290520	WF1290507	—
	5/8" STRAIGHT KEY	G3/8 (BSP) END PORTED	WF1290117	WF1290118	WF1290119	WF1290120	WF1290454
		G3/8 (BSP) SIDE PORTED	WF1290101	WF1290102	WF1290103	WF1290104	WF1290410
MAX TORQUE (IN-LBS)	CONTINUOUS		97	142	221	354	407
	INTERMITTENT		133	203	310	504	778
MAX PRESSURE (PSI)	CONTINUOUS		1,450	1,450	1,450	1,450	1,015
	INTERMITTENT		2,030	2,030	2,030	2,030	2,030
MAX FLOW (GPM)	CONTINUOUS		4.5	5.5	5.5	5.5	5.5
	INTERMITTENT		5.5	6.5	6.5	6.5	6.5
MAX RPM	CONTINUOUS		1,950	1,550	1,000	630	400
	INTERMITTENT		2,450	1,940	1,250	800	500
WEIGHT (LBS)			4.4	4.6	4.8	5.0	5.4

Additional mounts and porting available.

Visit our website www.FluidDyneFP.com for additional information or contact customer service with your requirements.



Fluidyne 101 - H Series

H SERIES

Fluidyne 101 "H" Series 009 Design

Fluidyne Char-Lynn Reference			DISPLACEMENT cm ³ /r (in ³ /r)									
			36 cm ³ (2.2)	50 cm ³ (2.8)	80 cm ³ (4.9)	100 cm ³ (6.1)	125 cm ³ (7.7)	160 cm ³ (9.8)	200 cm ³ (12.2)	250 cm ³ (15.3)	315 cm ³ (19.2)	400 cm ³ (24.4)
MOUNTING	SHAFTS	PORTS	36 cm ³ (3)	46 cm ³ (3)	74 cm ³ (4.5)	97 cm ³ (5.9)	120 cm ³ (7.3)	159 cm ³ (9.7)	185 cm ³ (11.3)	231 cm ³ (14.1)	293 cm ³ (17.9)	370 cm ³ (22.6)
2 BOLT FLANGE MOUNT	1" STRAIGHT WOODRUFF KEY	7/8"-14 O-RING	WF1011700	WF1011033	WF1011034	WF1011035	WF1011702	WF1011036	WF1011037	WF1011038	WF1011039	WF1011040
		1/2" NPTF	WF1011704	WF1011025	WF1011026	WF1011027	WF1011706	WF1011028	WF1011029	WF1011030	WF1011031	WF1011032
		MANIFOLD	WF1011708	WF1011041	WF1011042	WF1011043	WF1011710	WF1011044	WF1011045	WF1011046	WF1011047	WF1011048
	1" SAE 6B SPLINED	7/8"-14 O-RING	WF1011721	WF1011081	WF1011082	WF1011083	WF1011723	WF1011084	WF1011085	WF1011086	WF1011087	WF1011088
		1/2" NPTF	WF1011725	WF1011073	WF1011074	WF1011075	WF1011727	WF1011076	WF1011077	WF1011078	WF1011079	WF1011080
		MANIFOLD	WF1011729	WF1011089	WF1011090	WF1011091	WF1011731	WF1011092	WF1011093	WF1011094	WF1011095	WF1011096
25mm STRAIGHT KEY	7/8"-14 O-RING	WF1012241	WF1012242	WF1012022	WF1012529	—	WF1012174	—	—	—	—	WF1013028
	1/2" NPTF	—	WF1012023	WF1012784	WF1012708	—	WF1013228	WF1012811	WF1012501	WF1012812	WF1012785	
4 BOLT FLANGE MOUNT	1" STRAIGHT WOODRUFF KEY	7/8"-14 O-RING	WF1011749	WF1011009	WF1011010	WF1011011	WF1011751	WF1011012	WF1011013	WF1011014	WF1011015	WF1011016
		1/2" NPTF	WF1011753	WF1011001	WF1011002	WF1011003	WF1011755	WF1011004	WF1011005	WF1011006	WF1011007	WF1011008
		MANIFOLD	WF1011757	WF1011017	WF1011018	WF1011019	WF1011759	WF1011020	WF1011021	WF1011022	WF1011023	WF1011024
	1" SAE 6B SPLINED	7/8"-14 O-RING	WF1011761	WF1011057	WF1011058	WF1011059	WF1011872	WF1011060	WF1011061	WF1011062	WF1011063	WF1011064
		1/2" NPTF	WF1011764	WF1011049	WF1011050	WF1011051	WF1011766	WF1011052	WF1011053	WF1011054	WF1011055	WF1011056
		MANIFOLD	WF1011768	WF1011065	WF1011066	WF1011067	WF1011770	WF1011068	WF1011069	WF1011070	WF1011071	WF1011072
4 BOLT MAGNETO MOUNT	1" STRAIGHT WOODRUFF KEY	7/8"-14 O-RING	—	—	WF1012582	—	—	—	WF1012077	—	—	WF1013136
	1" SAE 6B SPLINED	7/8"-14 O-RING	—	—	—	—	WF1012718	WF1012930	—	WF1012931	WF1012932	—
MAX TORQUE (IN-LBS)	CONTINUOUS		504	717	1142	1425	1788	1806	2292	2877	3054	3850
	INTERMITTENT		672	956	1513	1885	2372	3027	3452	4036	4470	4717
MAX PRESSURE (PSI)	CONTINUOUS		1,840	1,813	1,813	1,813	1,813	1,813	1,596	1,596	1,596	1,451
	INTERMITTENT		2,425	2,394	2,394	2,394	2,394	2,394	2,394	2,031	1,813	1,523
MAX FLOW (GPM)	CONTINUOUS		10	12	16	16	16	16	16	16	16	16
	INTERMITTENT		12	13	20	20	20	20	20	20	20	20
MAX RPM	CONTINUOUS		1050	850	650	520	390	310	260	200	156	130
	INTERMITTENT		1270	879	740	589	475	370	296	237	189	149
WEIGHT (LBS)			12	12	13	13	13	14	14	15	15	16

Additional mounts and porting available.

Visit our website www.FluidyneFP.com for additional information or contact customer service with your requirements.



Fluidyne 103 - S Series

S SERIES

Fluidyne 103 "S" Series 010 Design

			DISPLACEMENT cm ³ /r (in ³ /r)									
Fluidyne			50 cm ³ (3.0)	80 cm ³ (4.9)	100 cm ³ (6.1)	125 cm ³ (7.6)	160 cm ³ (9.6)	160 cm ³ (9.6)	200 cm ³ (12.2)	250 cm ³ (15.4)	315 cm ³ (19.2)	370 cm ³ (22.6)
Char-Lynn Reference			59 cm ³ (3.6)	74 cm ³ (4.5)	97 cm ³ (5.9)	120 cm ³ (7.3)	146 cm ³ (8.9)	159 cm ³ (9.7)	185 cm ³ (11.3)	231 cm ³ (14.1)	293 cm ³ (17.9)	370 cm ³ (22.6)
MOUNTING	SHAFTS	PORTS										
2 BOLT FLANGE MOUNT	1" STRAIGHT WOODRUFF KEY	7/8"-14 O-RING	WF1031537	WF1031034	WF1031035	WF1031538	WF1031539	WF1031036	WF1031037	WF1031038	WF1031039	WF1031040
		1/2" NPTF	WF1031540	WF1031026	WF1031027	WF1031541	WF1031542	WF1031028	WF1031029	WF1031030	WF1031031	WF1031032
		MANIFOLD	WF1031543	WF1031042	WF1031043	WF1031544	WF1031545	WF1031044	WF1031045	WF1031046	WF1031047	WF1031048
	1" SAE 6B SPLINED	7/8"-14 O-RING	WF1031552	WF1031082	WF1031083	WF1031553	WF1031554	WF1031084	WF1031085	WF1031086	WF1031087	WF1031088
		1/2" NPTF	WF1031555	WF1031074	WF1031075	WF1031556	WF1031557	WF1031076	WF1031077	WF1031078	WF1031079	WF1031080
		MANIFOLD	WF1031558	WF1031090	WF1031091	WF1031559	WF1031560	WF1031092	WF1031093	WF1031094	WF1031095	WF1031096
	7/8" -13T SPLINED SAE-B (0.875")	7/8"-14 O-RING	WF1033191	WF1033048	WF1033084	WF1033031	—	WF1033092	WF1033111	—	—	WF1031613
		1/2" NPTF	WF1033161	WF1033044	—	—	—	WF1033162	—	—	WF1032932	WF1033218
	4 BOLT FLANGE MOUNT	1" STRAIGHT WOODRUFF KEY	7/8"-14 O-RING	WF1031570	WF1031010	WF1031011	WF1031571	WF1031572	WF1031012	WF1031013	WF1031014	WF1031015
1/2" NPTF			WF1031573	WF1031002	WF1031003	WF1031574	WF1031575	WF1031004	WF1031005	WF1031006	WF1031007	WF1031008
MANIFOLD			WF1031576	WF1031018	WF1031019	WF1031577	WF1031578	WF1031020	WF1031021	WF1031022	WF1031023	WF1031024
1" SAE 6B SPLINED		7/8"-14 O-RING	WF1031579	WF1031058	WF1031059	WF1031580	WF1031581	WF1031060	WF1031061	WF1031062	WF1031063	WF1031064
		1/2" NPTF	WF1031582	WF1031050	WF1031051	WF1031583	WF1031584	WF1031052	WF1031053	WF1031054	WF1031055	WF1031056
		MANIFOLD	WF1031585	WF1031066	WF1031067	WF1031586	WF1031587	WF1031068	WF1031069	WF1031070	WF1031071	WF1031072
4 BOLT MAGNETO MOUNT	1" STRAIGHT WOODRUFF KEY	7/8"-14 O-RING	WF1035003	WF1032725	WF1033195	WF1033196	—	WF1033197	WF1031665	WF1033198	WF1033199	—
	1" SAE 6B SPLINED	7/8"-14 O-RING	WF1032711	—	—	WF1033176	WF1032750	WF1031652	WF1031653	—	—	—
MAX TORQUE (IN-LBS)	CONTINUOUS		884	1,680	2,123	2,582	3,210	3,210	3,166	3,113	3,184	3,714
	INTERMITTENT		1,114	1,946	2,476	3,007	3,803	3,803	3,962	4,157	4,157	4,847
MAX PRESSURE (PSI)	CONTINUOUS		2,031	2,539	2,539	2,539	2,539	2,394	1,886	1,596	1,233	1,233
	INTERMITTENT		2,539	2,901	2,901	2,901	2,901	2,901	2,539	2,031	1,668	1,668
MAX FLOW (GPM)	CONTINUOUS		11	16	16	16	16	16	16	16	16	16
	INTERMITTENT		13	20	20	20	20	20	20	20	20	20
MAX RPM	CONTINUOUS		755	750	600	475	375	375	300	240	190	160
	INTERMITTENT		970	940	750	600	470	470	375	300	240	200
WEIGHT (LBS)			15	15	15	16	17	17	18	19	20	21

Additional mounts and porting available.

Visit our website www.FluidyneFP.com for additional information or contact customer service with your requirements.



Fluidyne 500 Series

500 SERIES

Fluidyne 500 Series											
Description	FFP Model Code	500xxxA5120AAAAA	500xxxA5122AAAAA	500xxxA5102AAAAA	500xxxA5123AAAAA	500xxxA5110AAAAA	500xxxA3120AAAAA	500xxxA3122AAAAA	500xxxA3102AAAAA	500xxxA3123AAAAA	500xxxA3110AAAAA
	Mount	Magneto					Wheel				
	Ports	7/8-14 O-Ring Ports					7/8-14 O-Ring Ports				
	Shaft	1.25" Keyed Shaft	1.25" Tapered Shaft	1" 6B Spline	1.25" 14-Tooth	1" Keyed Shaft	1.25" Keyed Shaft	1.25" Tapered Shaft	1" 6B Spline	1.25" 14-Tooth	1" Keyed Shaft
xxx = Size (cm ³ /rev)	125	F080000	F080060	F080010	F080015	F080055	F080027	F080038	F080087	F080049	F080052
	160	F080057	F080008	F080011	F080075	F080022	F080028	F080084	F080088	F080095	F080103
	200	F080001	F080061	F080012	F080016	F080023	F080029	F080039	F080089	F080096	F080104
	230	F080058	F080062	F080013	F080017	F080024	F080030	F080040	F080090	F080097	F080053
	250	F080059	F080063	F080069	F080076	F080079	F080031	F080041	F080046	F080050	F080105
	300	F080002	F080009	F080014	F080018	F080025	F080032	F080054	F080047	F080098	F080106
	350	F080003	F080064	F080070	F080019	F080080	F080033	F080043	F080091	F080099	F080107
	375	F080004	F080065	F080071	F080020	F080026	F080034	F080044	F080048	F080051	F080108
	475	F080005	F080066	F080072	F080077	F080081	F080035	F080045	F080092	F080100	F080109
	540	F080006	F080067	F080073	F080078	F080082	F080036	F080085	F080093	F080101	F080110
750	F080007	F080068	F080074	F080021	F080083	F080037	F080086	F080094	F080102	F080111	

Additional mounts and porting available.

Visit our website www.FluidyneFP.com for additional information or contact customer service with your requirements.



Fluidyne 104 - 2000 Series


2000 SERIES

Fluidyne 104 - 2000 Series

			DISPLACEMENT cm ³ /r (in ³ /r)								
			80 cm ³ (4.9)	100 cm ³ (6.2)	125 cm ³ (7.2)	160 cm ³ (9.6)	200 cm ³ (12.2)	250 cm ³ (15.3)	315 cm ³ (19.2)	400 cm ³ (24.4)	475 cm ³ (29.0)
MOUNTING	SHAFTS	Fluidyne	80 cm ³ (4.9)	100 cm ³ (6.2)	130 cm ³ (8.0)	160 cm ³ (9.6)	195 cm ³ (11.9)	245 cm ³ (14.9)	305 cm ³ (18.7)	395 cm ³ (24.0)	490 cm ³ (29.8)
		Char-Lynn Reference PORTS									
2-BOLT SAE "A" FLANGE MOUNT	1" STRAIGHT W/key	7/8"-14 O-RING	WF1041001	WF1041002	WF1041003	WF1041004	WF1041005	WF1041006	WF1041007	WF1041143	WF1043730
		1-1/16"-12 O-RING 180° APART	WF1041037	WF1041038	WF1041039	WF1041040	WF1041041	WF1041042	WF1041043	WF1041044	—
	1-1/4" STRAIGHT W/key	7/8"-14 O-RING	WF1041022	WF1041023	WF1041024	WF1041025	WF1041026	WF1041027	WF1041028	WF1041228	WF1041420
		1-1/16"-12 O-RING 180° APART	WF1041061	WF1041062	WF1041063	WF1041064	WF1041065	WF1041066	WF1041067	WF1041068	WF1041421
		MANIFOLD 3x 3/8"-16	WF1041144	WF1041145	WF1041146	WF1041147	WF1041148	WF1041149	WF1041150	WF1041151	—
	1-1/4" 14 TOOTH SPLINED	7/8"-14 O-RING	WF1041029	WF1041030	WF1041031	WF1041032	WF1041033	WF1041034	WF1041035	WF1041229	WF1041422
		1-1/16"-12 O-RING 180° APART	WF1041087	WF1041088	WF1041089	WF1041090	WF1041091	WF1041092	WF1041093	WF1041094	WF1041423
		MANIFOLD 3x 3/8"-16	WF1041079	WF1041080	WF1041081	WF1041082	WF1041083	WF1041084	WF1041085	WF1041431	—
	1" SAE 6B SPLINE	7/8"-14 O-RING	WF1041015	WF1041016	WF1041017	WF1041018	WF1041019	WF1041020	WF1041021	WF1041227	WF1041432
		1-1/16"-12 O-RING 180° APART	WF1041053	WF1041054	WF1041055	WF1041056	WF1041057	WF1041058	WF1041059	WF1041060	—
	1-1/4" TAPERED	7/8"-14 O-RING	WF1041008	WF1041009	WF1041010	WF1041011	WF1041012	WF1041013	WF1041014	WF1041226	—
	4-BOLT SQUARE FLANGE	1-1/4" STRAIGHT W/key	7/8"-14 O-RING	WF1041246	WF1041247	WF1041248	WF1041249	WF1041250	WF1041251	WF1041252	WF1041253
WF1041254				WF1041255	WF1041256	WF1041257	WF1041258	WF1041259	WF1041260	WF1041261	WF1043523
32 MM KEYED		G 1/2 (BSP)	WF1041376	WF1041377	WF1041378	WF1041379	WF1041380	WF1041381	WF1041382	WF1041383	WF1041901
			WF1041384	WF1041385	WF1041386	WF1041387	WF1041388	WF1041389	WF1041390	WF1041391	—
2-BOLT SAE "B" MOUNT	1" SAE 6B SPLINE	7/8" O-RING	WF1041193	WF1041194	WF1041195	WF1041196	WF1041197	WF1041198	WF1041199	WF1041797	—
			WF1041216	WF1041217	WF1041218	WF1041219	WF1041220	WF1041455	WF1043205	—	WF1043052
4-BOLT MAGNETO MOUNT	1-1/4" STRAIGHT W/KEY	7/8" O-RING	WF1041855	WF1041343	WF1043453	WF1041626	WF1041346	WF1041627	WF1041401	WF1041445	WF1041397
			WF1041700	WF1041883	WF1041374	WF1041701	WF1041415	WF1041491	WF1041406	WF1041769	WF1041901
			WF1041744	WF1041791	WF1043272	—	WF1041561	WF1041451	WF1041982	WF1045002	WF1041442
4-BOLT WHEEL	1-1/4" TAPERED	7/8" O-RING	WF1051001	WF1051002	WF1051003	WF1051004	WF1051005	WF1051006	WF1051007	WF1051060	—
BEARINGLESS		7/8" O-RING	WF1061008	WF1061009	WF1061010	WF1061011	WF1061012	WF1061013	WF1061014	WF1061015	WF1061047
MAX TORQUE (IN-LBS)	CONTINUOUS		1,990	2,565	3,228	4,292	5,185	6,262	7,783	7,783	8,048
	INTERMITTENT		2,211	2,830	3,538	4,776	5,704	7,128	8,490	8,490	8,490
MAX PRESSURE (PSI)	CONTINUOUS		2,576	2,576	2,576	3,045	3,045	2,900	2,900	2,320	2,030
	INTERMITTENT		3,091	3,091	2,576	3,265	3,265	3,265	3,265	2,563	2,175
MAX FLOW (GPM)	CONTINUOUS		18	20	20	20	20	20	20	20	20
	INTERMITTENT		21	24	24	24	24	24	24	24	24
MAX RPM	CONTINUOUS		800	748	600	470	375	300	240	185	155
	INTERMITTENT		990	900	720	560	450	360	280	225	185
WEIGHT (LBS)			22	22	23	24	24	26	27	29	32

Additional mounts and porting available.


Visit our website www.FluidyneFP.com for additional information or contact customer service with your requirements.



FluidDyne 109 - 4,000 Series

4,000 SERIES

FluidDyne 109 - 4000 SERIES



			DISPLACEMENT cm ³ /r (in ³ /r)						
FluidDyne			160 cm ³ (9.8)	200 cm ³ (12.3)	250 cm ³ (15.4)	315 cm ³ (19.9)	400 cm ³ (25)	500 cm ³ (32)	630 cm ³ (38)
Char-Lynn Reference			160 cm ³ (9.9)	205 cm ³ (12.5)	245 cm ³ (15)	310 cm ³ (19)	395 cm ³ (24)	495 cm ³ (30)	625 cm ³ (38)
MOUNTING	SHAFTS	PORTS							
4 BOLT STD SAE B FLANGE (4.0" PILOT)	1-1/4" STRAIGHT	1-1/16" -12 O-RING STAGGERED	WF1091102	WF1091103	WF1091104	WF1091105	WF1091106	WF1091212	WF1091215
		3/4" SPLIT FLANGE	WF1091002	WF1091003	WF1091055	WF1091056	WF1091057	WF1091334	—
	1-5/8" TAPERED	1-1/16" -12 O-RING STAGGERED	WF1091109	WF1091110	WF1091111	WF1091112	WF1091113	WF1091479	WF1091455
		3/4" SPLIT FLANGE	WF1091007	WF1091008	WF1091059	WF1091402	WF1091061	—	—
	1-1/4" 14 TOOTH SPLINE	1-1/16" -12 O-RING STAGGERED	WF1091116	WF1091117	WF1091118	WF1091119	WF1091120	WF1091363	WF1091219
		3/4" SPLIT FLANGE	WF1091012	WF1091013	WF1091063	WF1091064	WF1091065	—	—
4 BOLT STD SAE C MOUNT (5.0" PILOT)	1-1/4" STRAIGHT	1-1/16" -12 O-RING STAGGERED	—	WF1091296	WF1091427	WF1091311	WF1091366	WF1091206	WF1091207
	1-1/4" 14 TOOTH SPLINE	1-1/16" -12 O-RING STAGGERED	WF1091287	WF1091203	WF1091304	WF1091220	WF1091280	WF1091316	WF1091337
		3/4" SPLIT FLANGE	WF1091370	WF1091333	WF1091263 WF1091450	WF1091278	WF1091181	—	—
	40 mm STRAIGHT	G 3/4 (BSP) O-RING	WF1091227	WF1091224	WF1091225	WF1091189	WF1091190	WF1091267	WF1091355
	1-1/2" 17 TOOTH SPLINE	1-1/16" -12 O-RING STAGGERED	WF1091275	—	WF1091330	WF1091283	WF1091453	WF1091290	WF1091400
		G 3/4 (BSP) O-RING	WF1091193	WF1091194	WF1091195	WF1091196	WF1091197	WF1091383	—
MAX TORQUE (IN-LBS)	CONTINUOUS		4,166	5,209	6,430	8,500	9,680	11,000	11,656
	INTERMITTENT		5,956	6,350	7,853	10,206	11,223	12,461	13,248
MAX PRESSURE (PSI)	CONTINUOUS		2,900	2,900	2,900	2,610	2,320	2,030	1,813
	INTERMITTENT		3,480	3,480	3,480	3,480	3,045	2,610	2,320
MAX FLOW (GPM)	CONTINUOUS		26	33	33	33	33	33	33
	INTERMITTENT		33.0	39.6	39.6	39.6	39.6	39.6	39.6
MAX RPM	CONTINUOUS		614	615	495	380	302	237	196
	INTERMITTENT		770	743	592	458	364	284	233
		WEIGHT (LBS)	44	44	45	46	48	52	53

FluidDyne 112 - 6000 SERIES

6000 SERIES

FluidDyne 112 - 6000 SERIES



			DISPLACEMENT cm ³ /r (in ³ /r)						
FluidDyne			195 cm ³ (11.9)	245 cm ³ (15)	310 cm ³ (19)	395 cm ³ (24.2)	490 cm ³ (30)	625 cm ³ (38)	985 cm ³ (60)
Char-Lynn Reference			195 cm ³ (11.9)	245 cm ³ (15)	310 cm ³ (19)	390 cm ³ (23.9)	490 cm ³ (30)	625 cm ³ (38)	985 cm ³ (60)
MOUNTING	SHAFTS	PORTS							
4 BOLT STD SAE C, CC FLANGE	1-1/2" STRAIGHT	1-5/16" -12 O-RING STAGGERED	WF1121064	WF1121065	WF1121066	WF1121067	WF1121068	WF1121107	WF1121069
		4-BOLT 3/4" SPLIT FLANGE STAGGERED	WF1121001	WF1121019	WF1121020	WF1121005	WF1121006	—	WF1121021
	40 mm STRAIGHT	G 1 (BSP) O-RING	WF1121094	WF1121095	WF1121096	WF1121097	WF1121098	WF1121111	WF1121099
		4-BOLT 3/4" SPLIT FLANGE STAGGERED	—	—	WF1121303	WF1121124	WF1121112	—	WF1121115
	1-1/2" 17 TOOTH SPLINE	1-5/16" -12 O-RING STAGGERED	WF1121058	WF1121059	WF1121060	WF1121061	WF1121062	WF1121109	WF1121063
		G 1 (BSP) O-RING	WF1121088	WF1121089	WF1121090	WF1121091	WF1121092	—	WF1121093
1-3/4" TAPERED	4-BOLT 3/4" SPLIT FLANGE STAGGERED	WF1121419	WF1121025	WF1121026	WF1121017	WF1121018	—	WF1121027	
	1-5/16" -12 O-RING STAGGERED	WF1121052	WF1121053	WF1121054	WF1121055	WF1121056	WF1121108	WF1121057	
4 BOLT STD GLOBAL (150) MOUNT	50 mm STRAIGHT	G 1 (BSP) O-RING	—	—	WF1121217	WF1121218	WF1121215	WF1121216	WF1121220
		1-5/16" -12 O-RING STAGGERED	—	—	WF1121282	WF1121248	WF1121212	WF1121230	WF1121237
WHEEL MOTOR	40 mm STRAIGHT	G 1 (BSP) O-RING	WF1131082	WF1131083	WF1131084	WF1131085	WF1131086	WF1131100	WF1131087
		1-5/16" -12 O-RING STAGGERED	WF1131070	WF1131071	WF1131072	WF1131073	WF1131074	WF1131093	WF1131075
	1-3/4" TAPERED	4-BOLT 3/4" SPLIT FLANGE STAGGERED	WF1131053	WF1131023	WF1131024	WF1131057	—	WF1131124	WF1131025
BEARINGLESS	1-5/16" O-RING		WF1141031	WF1141032	WF1141033	WF1141034	WF1141035	WF1141055	WF1141036
	G 1 (BSP) O-RING		WF1141043	WF1141044	WF1141045	WF1141046	WF1141047	—	WF1141048
MAX TORQUE (IN-LBS)	CONTINUOUS		5,088	6,504	8,232	10,344	10,752	11,772	13,896
	INTERMITTENT		7,808	10,440	11,820	14,652	16,680	12,216	16,596
MAX PRESSURE (PSI)	CONTINUOUS		3,000	3,000	3,000	3,000	2,500	2,000	1,800
	INTERMITTENT		4,500	4,500	4,500	4,500	4,000	2,500	2,000
MAX FLOW (GPM)	CONTINUOUS		40	40	40	40	40	40	40
	INTERMITTENT		45	55	60	60	60	60	60
MAX RPM	CONTINUOUS		775	615	485	383	307	241	153
	INTERMITTENT		866	834	698	563	454	355	230
		WEIGHT (LBS)	55	56	57	58	60	62	67

Additional mounts and porting available.

Visit our website www.FluidDyneFP.com for additional information or contact customer service with your requirements.

FluiDyne 119 - 10,000 Series

10,000 SERIES

			DISPLACEMENT cm ³ /r (in ³ /r)				
			315 cm ³ 333 (20.3)	500 cm ³ 518 (31.6)	630 cm ³ 666 (40.6)	1000 cm ³ 990 (60.4)	
			Char-Lynn Reference	345 cm ³ (21)	480 cm ³ (29.3)	665 cm ³ (40.6)	940 cm ³ (54.7)
MOUNTING	SHAFTS	PORTS					
STANDARD SAE C-MOUNT	2-1/4" STRAIGHT KEY SHAFT	1-5/16" O-RING	WF1191028	WF1191029	WF1191030	WF1191031	
		1-1/4" SPLIT FLANGE	WF1191040	WF1191041	WF1191042	WF1191043	
	2-1/8" 16T SPLINE	1-5/16" O-RING	WF1191032	WF1191033	WF1191034	WF1191035	
		1-1/4" SPLIT FLANGE	WF1191044	WF1191045	WF1191046	WF1191047	
	2-1/4" TAPERED	1-5/16" O-RING	WF1191036	WF1191037	WF1191038	WF1191039	
		1-1/4" SPLIT FLANGE	WF1191048	WF1191049	WF1191050	WF1191051	
WHEEL MOUNT	2-1/4" STRAIGHT KEY SHAFT	1-5/16" O-RING	WF1201005	WF1201006	WF1201007	WF1201008	
		1-1/4" SPLIT FLANGE	WF1201017	WF1201018	WF1201019	WF1201020	
	2-1/8" 16T SPLINE	1-5/16" O-RING	WF1201009	WF1201010	WF1201011	WF1201012	
		1-1/4" SPLIT FLANGE	WF1201021	WF1201022	WF1201023	WF1201024	
	2-1/4" TAPERED	1-5/16" O-RING	WF1201013	WF1201014	WF1201015	WF1201016	
		1-1/4" SPLIT FLANGE	WF1201025	WF1201026	WF1201027	WF1201028	
BEARINGLESS N/A		1-5/16" O-RING	WF1211007	WF1211008	WF1211009	WF1211010	
		1-1/4" SPLIT FLANGE	WF1211011	WF1211012	WF1211013	WF1211014	
MAX TORQUE (IN-LBS)	CONTINUOUS		8,181	12,824	14,504	17,821	
	INTERMITTENT		9,728	15,742	17,688	20,164	
MAX PRESSURE (PSI)	CONTINUOUS		3,045	3,045	3,045	3,045	
	INTERMITTENT		3,625	3,625	3,625	3,625	
MAX FLOW (GPM)	CONTINUOUS		39.6	39.6	39.6	39.6	
	INTERMITTENT		59.4	59.4	59.4	59.4	
MAX RPM	CONTINUOUS		446	386	223	145	
	INTERMITTENT		649	425	331	220	
WEIGHT (LBS)	STANDARD OR WHEEL MOUNT		96.0	100.0	100.0	104.0	
	BEARINGLESS		69.0	69.0	73.0	77.0	

Additional mounts and porting available.

FluiDyne's low speed, high torque motors are a direct interchange with Eaton/Charlynn (and other brands) they provide superior performance with:

- Low-pressure start-up with advanced manufacturing techniques
- High-pressure shaft seals for series or parallel applications
- Low noise with proprietary fluid distribution system
- Longer life with special driver-link design
- Easy installation with compact design



10,000 Series

Call, Email or LiveChat us Today.



31915 Groesbeck Highway • Fraser, Michigan 48026
 PH: (586) 296-7200 • FAX: (586) 296-7210
 Email: sales@FluiDyneFP.com
www.FluiDyneFP.com



THE FPDA
 MOTION & CONTROL NETWORK
 MEMBER

